

Since 2012, the Principality's economic data has been divided into 12 Large Activity Sectors. The scientific and technical activities, administrative and support services sector comprises very diverse activities that are classified as being part of one of the two following NAF sections:

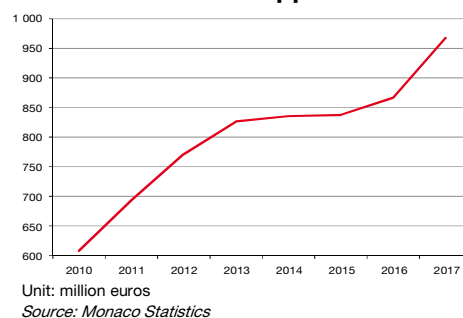
- Firstly, **specialised, scientific and technical activities**. These comprise 80.0 % of the sector's entities including, among others, business, engineering and accounting consulting, legal advisory or even advertisement agencies and architectural activities. These activities account for less than a third (31.6 %) of the sector's employees but generate over half of the sector's turnover.
- Secondly, **administrative and support services to companies**. These comprise administrative activities, temporary work agency activities, the planning of professional conferences and conventions, travel agency activities, building cleaners or private security. There are fewer entities in this section but they employ more workers on average.

In 2018, the scientific and technical activities, administrative and support services were the Principality's largest employer and accounted for the largest number of active entities. The sector was also 2nd in terms of its contribution to GDP and 3rd in terms of turnover (excluding Financial and Insurance activities).

The sector's GDP increased in 2017

The scientific and technical activities, administrative and support services sector accounts for 17.0 % of Monaco's GDP. It is the second largest sector after Financial and Insurance activities and ahead of the Construction sector. While Monaco's GDP decreased in 2017 (-3.5 % in real terms), the sector's GDP increased with respect to 2016. It reached a nominal value of 967.5 million euros (+10.9 % in real terms) thanks to an increase in Gross Operating Surplus (+21.2 % in real terms).

1. Nominal GDP of the Scientific and technical activities, administrative and support services sector

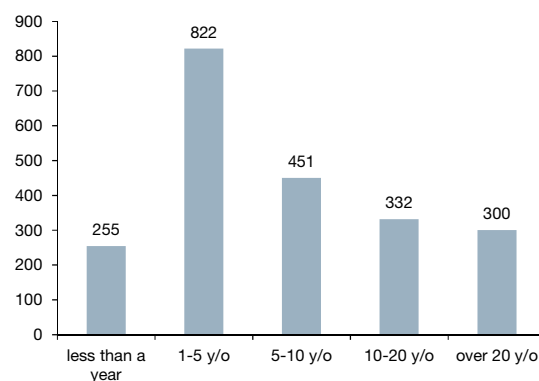


A large number of new entities were created

In December 2018, the scientific and technical activities, administrative and support services sector comprised 2 160 active entities, that is 22.6 % of all active entities in Monaco. The two main legal forms (limited liability company and sole trader) comprise two thirds of the sector's entities.

In 2018, 260 entities were created and 148 were struck off amounting to a positive net balance (created-struck off) of 112 entities. The sector accounted for close to a third of all entities created in the Principality. The average age of an active entity in the sector was 8.8 years old versus 12.5 years old for the Principality as a whole. On average, entities in the sector are also struck off at a younger age (7.9 years old in the sector vs 10.9 years old all sectors combined).

2. Distribution of active entities in the Scientific and technical activities, administrative and support services sector by age group



The sector's turnover increased again in 2018 (+12.9 %)

The sector generated 11.9 % of the Principality's turnover (excluding Financial and Insurance activities) and continued its increase in 2018 (+12.9 %). This dynamic is due in part to temporary work agencies and the rental and leasing of water transportation equipment which increased significantly (+21.1 % and 43.8 % respectively).

Administrative and support services accounted for 20.0 % of entities but 43.2 % of the turnover. The specialised, scientific and technical activities accounted for 56.8 % of the turnover mostly through management consulting and architectural and engineering activities.

3. Turnover of the scientific and technical activities, administrative and support services sector

	2017	2018	Variation	Weight
Total Administrative and support service activities	654.7	733.3	12.0%	43.2%
Travel agency activities	189.6	207.1	9.3%	12.2%
Temporary work agency activities	143.3	173.5	21.1%	10.2%
Rental and leasing of other machinery, equipment and tangible goods	76.8	99.0	28.9%	5.8%
Planning of professional conferences and conventions	86.8	79.3	-8.6%	4.7%
Other administrative and support services	158.2	174.3	10.2%	10.3%
Total Specialised, scientific and technical activities	849.2	964.7	13.6%	56.8%
Management consulting	244.8	264.1	7.9%	15.6%
Architectural and engineering activities	187.7	220.0	17.2%	13.0%
Activities of head offices	125.5	149.8	19.4%	8.8%
Other specialised, scientific and technical activities	291.2	330.8	13.6%	19.5%
Total Turnover Scientific and technical activities, administrative and support services	1 503.9	1 697.9	12.9%	100.0%
Total Turnover Principality of Monaco excluding Financial and Insurance activities	13 741.5	14 235.5	3.6%	

Unit: million euros

Sources: Department of Tax Services, Monaco Statistics

A dynamic sector for employment in the Principality

4. Employment indicators in the sector

	2017	2018	Variation
Number of employees	10 688	11 754	10.0%
Number of jobs	12 231	13 385	9.4%
Number of hours worked in the year	17 202 346	19 127 618	11.2%
Number of employers	654	681	4.1%

Sources: Caisses Sociales de Monaco, Monaco Statistics

5. Number of employees in the sector in December 2018

	No. of employees	Variation 2017/2018	Weight
Administrative and support services	8 037	11.1%	68.4%
Temporary work agency activities	5 165	15.5%	43.9%
Cleaning activities	954	3.6%	8.1%
Travel agency activities	484	8.5%	4.1%
Private security activities	392	4.0%	3.3%
Planning of professional conferences and conventions	350	-6.3%	3.0%
Other administrative and support services	691	8.0%	5.9%
Specialised, scientific and technical activities	3 718	7.6%	31.6%
Architectural and engineering activities	930	12.7%	7.9%
Management consulting	818	-1.0%	7.0%
Activities of head offices	556	14.3%	4.7%
Other specialised, scientific and technical activities	1 414	6.9%	12.0%
Total in the sector	11 754	10.0%	100.0%

Sources: Caisses Sociales de Monaco, Monaco Statistics

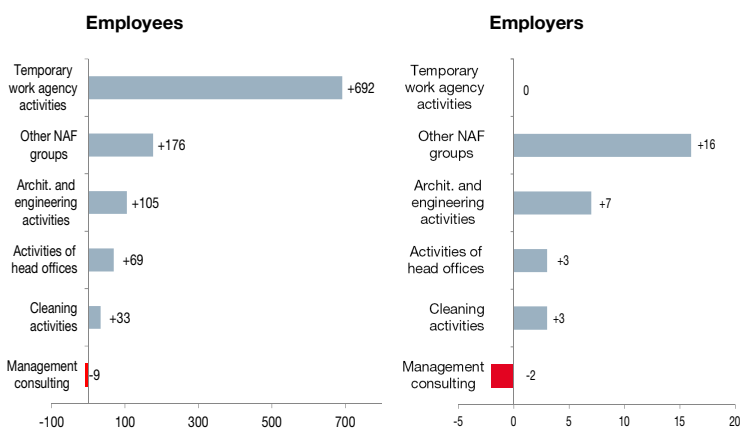
Among administrative and support services, temporary work agencies experienced an increase (+15.5 %) in the number of employees. These comprised 43.9 % of employees in the sector and were again the most prolific job creators in 2018 with over a third of net job creations in the Principality.

As for specialised, scientific and technical activities, the number of employees evolved differently depending on the activity. While activities of head offices saw an increase in 2018 (+14.3 %) after having experienced a decrease in 2017, management consulting activities stagnated (-1.0 %).

On 31 December 2018, the scientific and technical activities, administrative and support services sector remained the largest employer in the Principality with **11 754 employees**, that is 22.8 % of Employees in the Principality, a 10 % increase with respect to 2017. While the annual growth rate of the Principality's employee population was 2.1 % over the last 5 years, it reached 3.2 % in the sector.

Of the 681 employers in the sector, 25 employed half all employees. Architectural and engineering activities experienced the largest increases in the number of employers while the latter decreased in management consulting.

6. Variation in the number of employees and employers by NAF group in 2018



Sources: Caisses Sociales de Monaco, Monaco Statistics

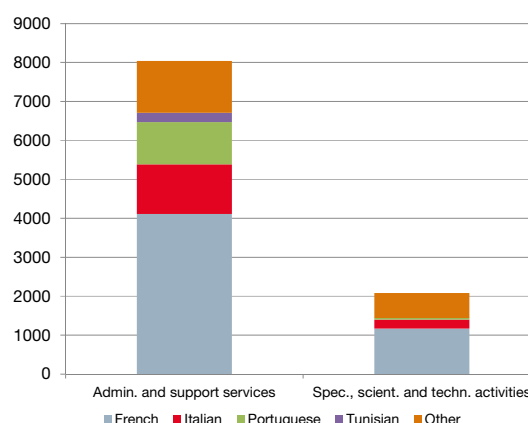
An international workforce

The sector comprises a very international workforce: over 100 nationalities are represented. While French nationals account for 63.0 % of employees in the Principality, they account for only 51.0 % of employees in administrative and support services.

However, it is important to note that, while workers are effectively employed by companies in the sector, some of them hold positions in other realms of activities especially via interim jobs (Construction...).

65.1 % of employees in the sector are men. This proportion reached 71.4 % in administrative and support services while the specialised, scientific and technical activities have nearly as many women as men employees.

7. Distribution of employees by nationality in 2018



Sources: Caisses Sociales de Monaco, Monaco Statistics

Focus n° 84 – Mai 2019

ISSN-L 2311-4835